

# 70 Series

## Accessory Guide

### Docks and Modules

| Accessory Name   | Part Number | Description  |
|--|-------------|--|
| <br>Vehicle Dock, CN70/CN70e    | 871-034-001 | Retains mobile computer in vehicle environment. Easy one-handed removal of device. Provides USB Host (HDB15M) and RS232 (DB9M) receptacles. Provides 5V DC on RS232 Pin 9 for powering peripherals. Requires 805-638-001 Mounting Kit and power option listed below. Optional 225-774-001 Audio Adapter via USB port. Optional USB Host cable VE011-2016. Not compatible with Scan Handle, Magnetic Stripe Reader, or Snap-on Adapters.                |
| <br>Vehicle Holder, CN70/CN70e  | 805-672-001 | Retains mobile computer in vehicle environment. Does not provide connectivity. Requires 805-638-001 Mounting Kit. Not compatible with Scan Handle, Magnetic Stripe Reader, or Snap-on Adapters.  |
| <br>Vehicle Dock, CK70/CK71    | 871-035-001 | Retains mobile computer in vehicle environment. Easy one-handed removal of device. Provides USB Host (HDB15M) and RS232 (DB9M) receptacles. Provides 5V DC on RS232 Pin 9 for powering peripherals. Requires 805-638-001 Mounting Kit and power option listed below. Optional 225-774-001 Audio Adapter via USB port. Optional USB Host cable VE011-2016. Compatible with Scan Handle or Magnetic Stripe Reader. Not compatible with Snap-on Adapters. |
| <br>Vehicle Holder, CK70/CK71 | 805-673-001 | Retains mobile computer in vehicle environment. Does not provide connectivity. Requires 805-638-001 Mounting Kit. Compatible with Scan Handle or Magnetic Stripe Reader. Not compatible with Snap-on Adapters.   |
| <br>Vehicle Dock Mounting Kit | 805-638-001 | Required for Vehicle Dock or Vehicle Holder. Consists of one 4¾" adjustable pivot arm with two 1½" stainless steel balls and assembly hardware. Requires customer-supplied hardware to secure mount to vehicle.  |
| Vehicle Dock Power Cable, 70 Series  | 236-276-001 | Power Option: For connection of Vehicle Dock to fuse block or similar power connection point. Power Cable only. Customer supplies cable terminations appropriate to their application. Supports input voltage of 12-30V DC.  |

# 70 Series

## Accessory Guide

### Docks and Modules (continued)

| Accessory Name   | Part Number | Description  |
|--|-------------|--|
| Vehicle Dock Installation Kit  | 203-802-001 | Power Option: For connection of Vehicle Dock directly to vehicle battery. Includes power cables and cable mounting hardware. Alternate to 70 Series Vehicle Dock Power Cable. Supports input voltage of 12-30V DC.   |
| DC/DC Converter Kit, 6-60V DC  | 203-808-001 | Power Option: For connection of Vehicle Dock to fork lift power systems operating on 6-60V DC. Provides filtering and conditioning. Includes all power cables and cable mounting hardware.   |
| DC/DC Converter Kit, 15-96V DC   | 203-809-001 | Power Option: For connection of Vehicle Dock to fork lift power systems operating on 15-96V DC. Provides filtering and conditioning. Includes all power cables and cable mounting hardware.  |
| Auto Adapter Vehicle Dock<br>               | 852-057-005 | Power Option: For connection of Vehicle Dock screw-down power receptacle to vehicle cigarette lighter/power port.  |
| Audio Adapter, 70 Series Vehicle Dock<br> | 225-774-001 | Adapts Vehicle Dock USB connector to amplified audio output. Terminates in 3.5mm Audio Jack. Customer must supply loudspeaker appropriate to application.  |
| Snap-on Adapter, Ethernet, 70 Series<br>  | 850-565-001 | Provides RJ45 receptacle for Ethernet connectivity via standard cables (not included). Uses optional 851-094-001 AC Power Supply and/or 852-071-001 Vehicle Power Adapter. Charges mobile computer battery in 4 hours or less (typical); up to 6 hours for fully discharged batteries.   |
| Snap-on Adapter, RS232, 70 Series<br>     | 850-566-001 | Provides DB9M receptacle for RS232 serial communications. Provides 5V DC on Pin 9 for powering peripherals. Uses optional 851-094-001 AC Power Supply and/or 852-071-001 Vehicle Power Adapter. This adapter is NOT compatible with SR61TXR. Charges mobile computer battery in 4 hours or less (typical); up to 6 hours for fully discharged batteries. |
| Snap-on Adapter, USB, 70 Series<br>       | 850-567-001 | Provides HDB15M receptacle for USB Host and Client connectivity. Requires USB cable VE011-2016 (Client) and/or VE011-2018 (Host). Uses optional 851-094-001 AC Power Supply and/or 852-071-001 Vehicle Power Adapter. Charges mobile computer battery in 4 hours or less (typical); up to 6 hours for fully discharged batteries.                        |

# 70 Series

## Accessory Guide


### Docks and Modules (continued)

| Accessory Name   | Part Number | Description  |
|--|-------------|--|
|  <p>Snap-on Adapter, DEX, 70 Series</p>           | 850-568-001 | Provides connectivity to DSD receiving systems supporting DEX standards. Terminates in 1/4" DEX plug. Uses optional 851-094-001 AC Power Supply and/or 852-071-001 Vehicle Power Adapter. Charges mobile computer battery in 4 hours or less (typical); up to 6 hours for fully discharged batteries.  |
|  <p>Snap-on Adapter, Audio, 70 Series</p>         | 850-577-001 | Provides Quick Disconnect (QD) headset connector for use in audio and voice applications. Uses optional 851-094-001 AC Power Supply and/or 852-071-001 Vehicle Power Adapter. Charges mobile computer battery in 4 hours or less (typical); up to 6 hours for fully discharged batteries.  |
|  <p>Magnetic Stripe Reader (MSR), CN70/CN70e</p> | 850-570-001 | Reads credit cards and similar cards with data encoded on magnetic stripe. Attaches to docking connector on CN70/CN70e. MSR does not need to be removed for docking in FlexDock. Uses optional 851-094-002 AC Power Supply and/or 852-071-002 Vehicle Power Adapter. Charges mobile computer battery in 4 hours or less (typical); up to 6 hours for fully discharged batteries. |
|  <p>Magnetic Stripe Reader (MSR), CK70/CK71</p> | 850-574-001 | Reads credit cards and similar cards with data encoded on magnetic stripe. Attaches to back of mobile computer via Back Accessory Interface (included). Not compatible with Scan Handle. Includes shortened handstrap.   |
|  <p>Back Accessory Interface, CK70/CK71</p>     | 715-605-001 | Replaces back access door on CK70/71; Provides power and data connections to back-mounted peripherals designed for use with CK70/71. Partner Development Guide is available to aid in creating compatible peripheral devices.  |

# 70 Series

## Accessory Guide

### Data Cables

| Accessory Name  | Part Number | Description  |
|---|-------------|--|
| Cable, Single USB Host<br> | VE011-2016  | Adapts Vehicle Dock USB Connector or USB Snap-on Adapter to USB-A Female receptacle for connectivity to USB Host peripherals. Use optional Cable Retainer Kit (203-810-001, sold separately) to secure USB connectors. |
| Cable, Single USB Client<br>(image to be added)   | VE011-2018  | For use with USB Snap-on Adapter to provide USB Client (ActiveSync) connection to host PC. Use optional Cable Retainer Kit (203-810-001, sold separately) to secure USB connectors.                                    |
| Kit, USB Cable Retainer (5/pk)<br>(image to be added)   | 203-810-001 | Contains five (5) sets of Cable Retainers used to secure USB connectors  |

### Handles and Holsters

| Accessory Name   | Part Number | Description  |
|--|-------------|--|
| Scan Handle, CN70/CN70e<br>               | 805-835-001 | Snaps easily on or off mobile computer. Angles mobile computer to enable screen viewing while scanning. Optional bracket included for semi-permanent attachment. Not compatible with Vehicle Dock or Holder. |
| Scan Handle, CK71<br>                     | 805-836-001 | Attaches to mobile computer with screw in handle. Does not interfere with Vehicle Dock or Holder use. Not compatible with Magnetic Stripe Reader.  |
| Holster, CN70 w/o Scan Handle<br>         | 815-067-001 | Holster, CN70 w/o Scan Handle  |
| Holster, CN70 and CN70e w/Scan Handle<br> | 815-074-001 | Holster, CN70 and CN70e w/Scan Handle  |

# 70 Series

## Accessory Guide







### Handles and Holsters (continued)

| Accessory Name  | Part Number | Description  |
|---|-------------|--|
| Holster, CN70e w/o Scan Handle  | 815-080-001 | Holster, CN70e w/o Scan Handle   |
|    |             |  |
| Holster, CK71 w/o Scan Handle   | 815-068-001 | Holster, CK71 w/o Scan Handle  |
|    |             |  |
| Holster, CK71 w/ Scan Handle  | 815-075-001 | Holster, CK71 w/Scan Handle  |
|   |             |  |
| Desk Stand, CN70/CN70e  | 203-933-001 | Positions mobile computer upright on flat surface; allows connection of adapters and cables. |
|  |             |  |
| Desk Stand, CK70/CK71   | 203-934-001 | Positions mobile computer upright on flat surface; allows connection of adapters and cables. |
|  |             |  |

# 70 Series

## Accessory Guide







### Power Supplies

| Accessory Name   | Part Number   | Description  |
|--|---|--|
| AC Power Supply, 3-pin Connector<br>          | 851-094-001   | Provides 3-pin quarter-turn locking connector for use with 70 Series Snap-on Adapters. Requires AC line cord.  |
| AC Power Supply, 18-pin Connector<br>         | 851-094-002   | Provides 18-pin latching connector for use with CN70/CN70e Magnetic Stripe Reader. Also supports direct connection to 70 Series docking connector. Requires AC line cord.  |
| Vehicle Power Adapter, 3-pin Connector<br>    | 852-071-001   | Provides 3-pin quarter-turn locking connector for power connection between vehicle cigarette lighter/power port and Snap-on Adapters.  |
| Vehicle Power Adapter, 18-pin Connector<br> | 852-071-002   | Provides 18-pin latching connector for power connection between vehicle cigarette lighter/power port and CN70/70e Magnetic Stripe Reader. Also supports direct connection to 70 Series docking connector.  |
| AC Power Cord  | 321-470-001<br>321-500-001<br>071918<br>1-974027-025<br>1-947028-025<br>1-974029-020<br>1-974030-025<br>321-471-002<br>321-501-002<br>321-502-002 | AC Power Cord, Switzerland<br>AC Power Cord, Japan<br>AC Power Cord, China RoHS<br>AC Power Cord, Europe RoHS<br>AC Power Cord, US RoHS<br>AC Power Cord, UK RoHS<br>AC Power Cord, Australia RoHS<br>AC Power Cord, Italy RoHS<br>AC Power Cord, Denmark RoHS<br>AC Power Cord, India/S Africa RoHS |
| Battery Pack, CN70/CN70e<br>                | 318-043-002   | Spare or replacement battery pack for CN70/CN70e (one pack included with each mobile computer)   |
| Battery Pack, CK70/CK71<br>                 | 318-046-001   | Spare or replacement battery pack for CK70/CK71 (one pack included with each mobile computer)  |

# 70 Series

## Accessory Guide

### Replacement Parts

| Accessory Name   | Part Number | Description   |
|--|-------------|---|
| Kit, Tethered Stylus, CN70/70e (5/pk)<br> | 203-932-001 | Kit of five (5) replacement styluses for CN70/CN70e (one stylus included with each mobile computer)     |
| Kit, Tethered Stylus, CK70/71 (5/pk)<br>  | 203-928-001 | Kit of five (5) replacement styluses for CK70/CK71 (one stylus included with each mobile computer)      |
| Kit, Handstrap, CN70 (5/pk)<br>           | 203-930-001 | Kit of five (5) replacement handstraps for CN70 (one handstrap included with each mobile computer)      |
| Kit, Handstrap, CN70e (5/pk)<br>        | 203-931-001 | Kit of five (5) replacement handstraps for CN70e (one handstrap included with each mobile computer)     |
| Kit, Handstrap, CK70/71 (5/pk)<br>      | 203-929-001 | Kit of five (5) replacement handstraps for CK70/CK71 (one handstrap included with each mobile computer) |
| Kit, Screen Cleaner Wipes  | 345-065-101 | Includes 24 pre-moistened, non-abrasive, non-streaking 4x7" wipes                                       |
| Kit, Screen Protector, 3.5" (10/pk)<br> | 346-069-107 | Contains ten (10) self-adhesive screen protectors   |
| Kit, Screen Protector, 3.5" (25/pk)  | 346-069-207 | Contains twenty-five (25) self-adhesive screen protectors   |



# 70 Series

## Accessory Guide

### Mass Storage

| Accessory Name     | Part Number | Description   |
|--------------------|-------------|---|
| Micro SD Card, 1GB | 856-065-004 | Industrial Grade Micro SD card for reliable performance in all 70 Series operating environments |
| Micro SD Card, 2GB | 856-065-005 | Industrial Grade Micro SD card for reliable performance in all 70 Series operating environments |
| Micro SD Card, 4GB | 856-065-006 | Industrial Grade Micro SD card for reliable performance in all 70 Series operating environments |

### FlexDock

| Accessory Name   | Part Number                                      | Description  |
|--|--|--|
| <b>Desktop Dock</b><br>CN70/70e No Power Cord<br>CN70/70e NA PowerCord<br>CK70/71 No Power Cord<br>CK70/71 NA Power Cord | DX1A01A00<br>DX1A01A10<br>DX1A02B00<br>DX1A02B10 | Accommodates one mobile computer and one auxiliary pack charger, capable of supporting two battery packs. Provides USB Host and Client connectivity. Includes power supply. North American customers should order configuration that includes NA Power Cord. Supports USB cable (236-209-001) via USB Client port for connection to Host PC. Supports optional Ethernet module (871-238-001) or Analog Modem module (871-238-002) via USB Host port. Charges mobile computer in less than 4 hours (typical); up to 6 hours for fully discharged batteries. |
|                                        |  |  |
| Cable Assy, USB-A to USB-microB, 1M  | 236-209-001                                      | Provides USB Client connectivity between Desktop Dock and Host PC  |
|                                       |  |  |
| Ethernet Adapter, FlexDock Desktop<br>(image unavailable)  | 871-238-001                                      | Attaches to USB Host port on FlexDock Desktop to provide Ethernet connectivity   |
| Modem Adapter, FlexDock Desktop<br>(image unavailable)   | 871-238-002                                      | Attaches to USB Host port on FlexDock Desktop to provide analog modem communications   |



# 70 Series

## Accessory Guide

### FlexDock (continued)

| Accessory Name               | Part Number | Description   |
|------------------------------|-------------|---|
| <b>Dual Dock Ethernet</b>    |             |   |
| CN70/70e No Power Cord       | DX2A11100   | Accommodates two mobile computers. Includes power supply. North American customers should order configuration that includes NA Power Cord. Optional 100Base-T Ethernet connectivity; provides 2 - RJ45 jacks for upstream connections and downstream "daisy-chain" connections of up to 10 docks. Charges mobile computer in less than 4 hours (typical); up to 6 hours for fully discharged batteries. |
| CN70/70e NA Power Cord       | DX2A11110   |   |
| CK70/71 No Power Cord        | DX2A12200   |   |
| CK70/71 NA Power Cord        | DX2A12210   |   |
| <b>Dual Dock Charge Only</b> |             |   |
| CN70/70e No Power Cord       | DX2A21100   |   |
| CN70/70e NA Power Cord       | DX2A21110   |   |
| CK70/71 No Power Cord        | DX2A22200   |   |
| CK70/71 NA Power Cord        | DX2A22210   |   |



|                              |            |  |
|------------------------------|------------|--|
| <b>Quad Dock Ethernet</b>    |            |  |
| CN70/70e No Power Cord       | DX4A111100 | Accommodates four mobile computers. Includes power supply. North American customers should order configuration that includes NA Power Cord. Optional 100Base-T Ethernet connectivity; provides 2 - RJ45 jacks for upstream connections and downstream "daisy-chain" connections of up to 10 docks. Charges mobile computer in less than 4 hours (typical); up to 6 hours for fully discharged batteries. |
| CN70/70e NA Power Cord       | DX4A111110 |  |
| CK70/71 No Power Cord        | DX4A122200 |  |
| CK70/71 NA Power Cord        | DX4A122210 |  |
| <b>Quad Dock Charge Only</b> |            |  |
| CN70/70e No Power Cord       | DX4A211100 |  |
| CN70/70e NA Power Cord       | DX4A211110 |  |
| CK70/71 No Power Cord        | DX4A222200 |  |
| CK70/71 NA Power Cord        | DX4A222210 |  |



|                                   |           |   |
|-----------------------------------|-----------|---|
| <b>4-position Battery Charger</b> |           |   |
| CN70/70e No Power Cord            | DX1A01A00 | Accommodates two auxiliary pack charger cups, capable of supporting four battery packs. Includes power supply. North American customers should order configuration that includes NA Power Cord. Charges battery packs in 4 hours or less (typical); up to 6 hours for fully discharged batteries. |
| CN70/70e NA Power Cord            | DX1A01A10 |   |
| CK70/71 No Power Cord             | DX1A02B00 |   |
| CK70/71 NA Power Cord             | DX1A02B10 |   |



|                                   |             |   |
|-----------------------------------|-------------|---|
| <b>8-position Battery Charger</b> |             |   |
| CN70/70e No Power Cord            | DX4A2AAAA00 | Accommodates four auxiliary pack charger cups, capable of supporting eight battery packs. Includes power supply. North American customers should order configuration that includes NA Power Cord. Charges battery packs in 4 hours or less (typical); up to 6 hours for fully discharged batteries. |
| CN70/70e NA Power Cord            | DX4A2AAAA10 |   |
| CK70/71 No Power Cord             | DX4A2BBBB00 |   |
| CK70/71 NA Power Cord             | DX4A2BBBB10 |   |



 Your Logo Here

Company Name  
123 Your Street  
City, State Zip  
123.456.7890  
info@YourURL.com  
www.YourURL.com

